



We Got It-

comfort™ seats
a Jones Stephens Brand



HOSPITALITY



RESIDENTIAL



MULTI-FAMILY



COMMERCIAL

01383-03

comfort™ seats

a Jones Stephens Brand

Why Comfort Seats...

Fit. Form. Function. Comfort Seats combine aesthetics with innovation, ensuring that they're of the highest quality.

That's one reason we're a leading manufacturer of commercial, residential, hospitality, and multi-family dwelling toilet seats. We're also progressive. We offer more than 200 SKUs, not to mention EZ-Close® seats, adjustable hinges, and a QuickClean® hinge. Many Comfort Seats models are available in multiple colors to match a variety of chinaware color options... You Need It, We got It!

Equally important, Comfort Seats fit all of the most popular toilets, meet all North American ANSI standards, and pass our own uncompromising series of inspections.

Jones Stephens is headquartered in Moody, Alabama. It maintains distribution centers in Pottsville, Pennsylvania, and Valencia, California.

Comfort Seats Features



EZ CLOSE.
Slowly Closes - No Slamming



QuickClean*
Easy to Remove & Clean



Self-Sustaining



Decorative Metal Hinges



Made of Solid Wood



Table Of Contents

Wood Seats	4-9
Premium Molded Wood	4-5
Deluxe Molded Wood	5-7
Standard Molded Wood	7
Utility Molded Wood	8
Decorative Piano Finish, Solid Oak	8
Decorative Piano Finish, Solid Bamboo	9
Decorative Natural Finish, Solid Oak	9
Plastic Seats	10-20
Premium Residential	10-11
Deluxe Residential	11-12
Standard Residential	13
Adult/Juvenile Residential	13
Builder Grade Residential	14
Utility Residential	14
Extra Heavy Duty Commercial	15
Heavy Duty Commercial	15
Deluxe Commercial	16
Standard Commercial	17
Commercial Baby Bowl	17
Premium Commercial/Institutional	18
Premium Heavy Duty Commercial	19
Light Duty Commercial	20
Specialty Plastic	20
Soft Seats	21
Standard and Deluxe	21
Acrylic Seats	22
Designer	22
Replacement Parts	23

WOOD SEATS

Our wooden seats come in countless colors and styles. The options are virtually limitless. You'll find seats with specialty finishes and decorative hinges—and many models with exclusive features, such as QuickClean® and EZ Close®.



AVAILABLE FEATURES



QuickClean®



EZ Close®

AVAILABLE HINGE OPTIONS



QuickClean®
Plastic or
Metal Finish



Decorative
Metal



Hinge Color
Matched
to Seat

PREMIUM MOLDED WOOD

FEATURES:

- Durable molded wood
- Stainless steel pintel on C023 and C024 seats
- Adjustable
- QuickClean® adjustable hinges on specified models
- EZ Close® feature on specified models
- Multi-coat high gloss enamel paint
- Beveled lid
- Four color-matched bumpers
- Color-matched hinges
- Stainless steel screws
- Non-skid rubberized pads
- Corrosion resistant mounting hardware

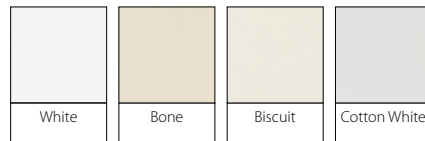
IDEAL FOR:

- Manufactured Housing
- Residential
- Apartments
- Condos



With Color-matched QuickClean® Hinges - Closed Front with Cover

ROUND	ELONGATED	SEAT / HINGE COLOR
C023WD00	C024WD00	White / White
C023WD01	C024WD01	Bone / Bone
C023WD02	C024WD02	Biscuit / Biscuit
C023WD04	C024WD04	Cotton White / Cotton White



Hinge Color
Matched to Seat



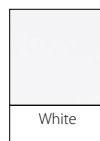
QuickClean®

NOTE: Existing standard hinges will change to QuickClean® upon depletion of existing inventory.



Anti-Microbial with Metal Finish QuickClean® Hinges - Closed Front with Cover

ROUND	ELONGATED	SEAT / HINGE COLOR
C3B4R300AMCH	—	White / Chrome Finish
C3B4R300AMBN	C3B4E300AMBN	White / Brushed Nickel Finish
C3B4R300AMAB	—	White / Antique Brass Finish



White



Chrome
Finish
Hinge



Brushed
Nickel
Finish
Hinge



Antique
Brass
Finish
Hinge




QuickClean®

NOTE: Existing standard hinges will change to QuickClean® upon depletion of existing inventory.



EZ Close® Anti-Microbial with Metal Finish Hinges - Closed Front with Cover

ROUND	ELONGATED	SEAT / HINGE COLOR
C3B4R2S00AMCH	C3B4E2S00AMCH	White / Chrome Finish



For Vortens®* Toilets - Closed Front with Cover

ROUND	ELONGATED	SEAT / HINGE COLOR
—	U300V00	White / White
—	U300V01	Bone / Bone
—	U300V02	Biscuit / Biscuit



*The manufacturers' names are used only to describe which toilets the seats will fit. The seats are not manufactured by those companies.

DELUXE MOLDED WOOD

FEATURES:

- Durable molded wood
- Adjustable
- QuickKlean® adjustable hinges on specified models
- EZ Close® feature on specified models
- Multi-coat high gloss enamel paint
- Beveled lid
- Four color-matched bumpers
- Color-matched hinges
- Stainless steel screws
- Non-skid rubberized pads
- Corrosion resistant mounting hardware






IDEAL FOR:

- Manufactured Housing
- Offices
- Residential
- Apartments
- Condos
- Restaurants
- Dormitories



With Plastic Color-matched Hinges - Closed Front with Cover

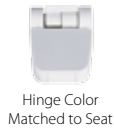

ROUND	ELONGATED	SEAT / HINGE COLOR
C013WD00	C014WD00	White / White
C013WD01	C014WD01	Bone / Bone
C013WD02	C014WD02	Biscuit / Biscuit
C013WD03	C014WD03	Almond / Almond
C013WD04	C014WD04	Cotton White / Cotton White
C3B4R220	C014WD20	Venetian Pink / Venetian Pink
C3B4R230	C014WD30	Fawn Beige / Fawn Beige
C3B4R240	C014WD40	Dresden Blue / Dresden Blue
C3B4R245	C014WD45	Regency Blue / Regency Blue
C3B4R250	C014WD50	Citron Yellow / Citron Yellow
C3B4R253	C014WD53	Harvest Gold / Harvest Gold
C3B4R258	C014WD58	Avocado / Avocado
C3B4R280	C014WD80	Silver / Silver
C3B4R290	C014WD90	Black / Black






With International Hinges - Closed Front with Cover

ROUND	ELONGATED	SEAT / HINGE COLOR
C013WD00INT	—	White / White



Anti-Microbial with Metal Finish QuickKlean® Hinges - Closed Front with Cover

ROUND	ELONGATED	SEAT / HINGE COLOR
C3B4R300AMCH	—	White / Chrome Finish
C3B4R300AMBN	C3B4E300AMBN	White / Brushed Nickel Finish
C3B4R300AMAB	—	White / Antique Brass Finish





NOTE: Existing standard hinges will change to QuickKlean® upon depletion of existing inventory.




Anti-Microbial with Decorative Metal Hinges - Closed Front with Cover

ROUND	ELONGATED	SEAT / HINGE COLOR
C013WD00CH	C014WD00CH	White / Chrome
C3B4R200CHWP	—	White / Chrome and White Powder Coated
C013WD00BN	C014WD00BN	White / Brushed Nickel
C3B4R200WP	—	White / White Powder Coated
C3B4R201BN	—	Bone / Brushed Nickel
C3B4R290CH	C3B4E290CH	Black / Chrome



EZ Close® with Plastic Color-matched Hinges - Closed Front with Cover


ROUND	ELONGATED	SEAT / HINGE COLOR
C013WDS00	C014WDS00	White / White
C013WDS01	C014WDS01	Bone / Bone





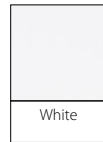
With Plastic Color-matched Hinges - Open Front with Cover

ROUND	ELONGATED	SEAT / HINGE COLOR
C013WDO00	C014WDO00	White / White



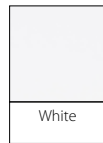
Sculpted with Decorative Metal Hinges - Closed Front with Cover

ROUND	ELONGATED	SEAT / HINGE COLOR
C3B4R400CH	—	White Bead Board / Chrome



Square Front for Eljer®* New Emblem™ Toilets with Plastic Color-matched Hinges - Closed Square Front with Cover

ROUND	ELONGATED	SEAT / HINGE COLOR
C049WD00	C050WD00	White / White



*The manufacturers' names are used only to describe which toilets the seats will fit. The seats are not manufactured by those companies.

STANDARD MOLDED WOOD

FEATURES:

- Durable molded wood
- Multi-coat high gloss enamel paint
- Color-matched hinges and bumpers
- Stainless steel screws
- Corrosion resistant mounting hardware




IDEAL FOR:

- Manufactured Housing
- Residential
- Apartments
- Condos



With Plastic Color-matched Hinges - Closed Front with Cover

ROUND	ELONGATED	SEAT / HINGE COLOR
C001WD00	C002WD00	White / White
C001WD01	C002WD01	Bone / Bone



UTILITY MOLDED WOOD

FEATURES:

- Durable molded wood
- Adjustable
- Multi-coat high gloss enamel paint
- Color-matched hinges and bumpers

- Stainless steel screws
- Non-skid rubberized pads
- Corrosion resistant mounting hardware


IDEAL FOR:

- Manufactured Housing
- Residential
- Apartments
- Condos



With Plastic Color-matched Hinges - Closed Front with Cover

ROUND	ELONGATED	SEAT / HINGE COLOR
U003WD00	U004WD00	White / White



DECORATIVE PIANO FINISH, SOLID OAK

FEATURES:

- Solid oak construction
- Sealed with 1 mil of high gloss polyurethane
- PVD hinge
- Four color-matched bumpers
- Corrosion resistant mounting hardware

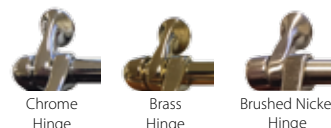

IDEAL FOR:

- Manufactured Housing
- Residential
- Apartments
- Condos



Anti-Microbial with Decorative Metal Hinges - Closed Front with Cover

ROUND	ELONGATED	SEAT / HINGE COLOR
C2B1R16CH	C2B1E16CH	Mahogany Finish / Chrome
C2B1R16BR	C2B1E16BR	Mahogany Finish / Brass
C2B1R16BN	C2B1E16BN	Mahogany Finish / Brushed Nickel
C2B1R17CH	C2B1E17CH	Natural Oak / Chrome
C2B1R17BR	C2B1E17BR	Natural Oak / Brass
C2B1R17BN	C2B1E17BN	Natural Oak / Brushed Nickel
C2B1R18CH	C2B1E18CH	Dark Brown Finish / Chrome
C2B1R18BN	C2B1E18BN	Dark Brown Finish / Brushed Nickel
C2B1R19CH	C2B1E19CH	Walnut Finish / Chrome
C2B1R19BN	C2B1E19BN	Walnut Finish / Brushed Nickel



DECORATIVE PIANO FINISH, SOLID BAMBOO

FEATURES:

- Sealed with 1 mil of high gloss polyurethane
- Four color-matched bumpers
- Corrosion resistant mounting hardware

IDEAL FOR:

- Manufactured Housing
- Residential
- Apartments
- Condos



With Decorative Metal Hinges - Closed Front with Cover

ROUND	ELONGATED	SEAT / HINGE COLOR
C3B2R220BN	C3B2E220BN	Natural Bamboo / Brushed Nickel



DECORATIVE NATURAL FINISH, SOLID OAK

FEATURES:

- EZ Close® feature on specified models
- Sealed with polyurethane
- Four color-matched bumpers
- Corrosion resistant mounting hardware





IDEAL FOR:

- Manufactured Housing
- Residential
- Apartments
- Condos




With Decorative Metal Hinges - Closed Front with Cover

ROUND	ELONGATED	SEAT / HINGE COLOR
C3B2R117CH	—	Light Oak Finish / Chrome
C3B2R117BR	C3B2E117BR	Light Oak Finish / Brass
C3B2R117BN	C3B2E117BN	Light Oak Finish / Brushed Nickel
C3B2R118CH	C3B2E118CH	Dark Brown Finish / Chrome
C3B2R118BN	C3B2E118BN	Dark Brown Finish / Brushed Nickel
—	C3B2E115BN	Cherry Finish / Brushed Nickel



EZ Close® with Metal Hinges - Closed Front with Cover

ROUND	ELONGATED	SEAT / HINGE COLOR
C2B1RS19CH	C2B1ES19CH	Natural Black Walnut / Chrome



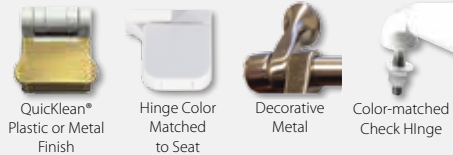
PLASTIC SEATS

Commercial buildings. Private residences. Multi-family dwellings. Whatever you're outfitting, we have options. We stock plastic seats with EZ Close® and self-sustaining hinges; we also offer baby bowl and heavy duty models. The inventory is all ours. The choice is all yours.

AVAILABLE FEATURES



AVAILABLE HINGE OPTIONS



PREMIUM RESIDENTIAL

FEATURES:

- Injection molded durable polypropylene plastic with UV protection
- QuickClean® adjustable hinges on specified models
- EZ Close® feature on specified models
- Beveled lid
- Four molded-in color-matched bumpers
- Color-matched hinges
- Non-skid rubberized pads
- Corrosion resistant mounting hardware


IDEAL FOR:

- Manufactured Housing
- Residential
- Apartments
- Condos
- Schools
- Offices
- Hotels
- Restaurants
- Dormitories



EZ Close® with Color-matched QuickClean® Hinges - Closed Front with Cover

ROUND	ELONGATED	SEAT / HINGE COLOR
C1606S00	C2200S00	White / White
C1606S01	C2200S01	Bone / Bone
C1606S02	C2200S02	Biscuit / Biscuit
C1606S03	C2200S03	Almond / Almond
C1606S04	C2200S04	Cotton White / Cotton White
C1606S20	C2200S20	Venetian Pink / Venetian Pink
C1606S30	C2200S30	Fawn Beige / Fawn Beige
C1606S40	C2200S40	Dresden Blue / Dresden Blue
C1606S45	C2200S45	Regency Blue / Regency Blue
C1606S50	C2200S50	Citron Yellow / Citron Yellow
C1606S53	C2200S53	Harvest Gold / Harvest Gold
C1606S58	C2200S58	Avocado / Avocado
C1606S80	C2200S80	Silver / Silver
C1606S90	C2200S90	Black / Black




NOTE: Existing standard hinges will change to QuickClean® upon depletion of existing inventory.



With Color-matched QuickKlean® Hinges - Closed Front with Cover

ROUND	ELONGATED	SEAT / HINGE COLOR
C160600	C220000	White / White
C160601	C220001	Bone / Bone
C160602	C220002	Biscuit / Biscuit




NOTE: Existing standard hinges will change to QuickKlean® upon depletion of existing inventory.



EZ Close® with Color-matched QuickKlean® Hinges - Closed Front with Cover

ROUND	ELONGATED	SEAT / HINGE COLOR
C3B3RSL00	C3B3ESL00	White / White

ROUND	ELONGATED	SEAT / HINGE COLOR
C6B3R4S00	C6B3E4S00	White / White



NOTE: Existing standard hinges will change to QuickKlean® upon depletion of existing inventory.

DELUXE RESIDENTIAL

FEATURES:

- Injection molded durable polypropylene plastic with UV protection
- QuickKlean® adjustable hinges on specified models
- EZ Close® feature on specified models
- Adjustable
- Four molded-in bumpers
- Color-matched hinges and bumpers
- Non-skid rubberized pads
- Corrosion resistant mounting hardware

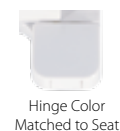

IDEAL FOR:

- Manufactured Housing
- Residential Apartments
- Condos
- Offices
- Portable Toilets



With Color-matched Hinges - Closed Front with Cover



ROUND	ELONGATED	SEAT / HINGE COLOR
C104100	C104200	White / White
C104101	C104201	Bone / Bone
C104102	C104202	Biscuit / Biscuit
C104120	C104220	Venetian Pink / Venetian Pink
C104140	C104240	Dresden Blue / Dresden Blue
C104190	C104290	Black / Black





EZ Close® with Color-matched QuickClean® Hinges - Closed Front with Cover

ROUND	ELONGATED	SEAT / HINGE COLOR
C1210S00	C1211S00	White / White
C1210S01	C1211S01	Bone / Bone
C1210S02	C1211S02	Biscuit / Biscuit

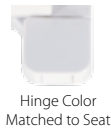



NOTE: Existing standard hinges will change to QuickClean® upon depletion of existing inventory.



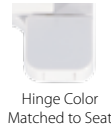

With Color-matched Hinges - Open Front with Cover

ROUND	ELONGATED	SEAT / HINGE COLOR
—	C1042O00	White / White



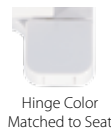
Euro Design with Color-matched Hinges and Telescoping Cover to Conceal Entire Ring - Closed Front with Cover

ROUND	ELONGATED	SEAT / HINGE COLOR
C3B3R200	C3B3E200	White / White



Square Front for Eljer®* New Emblem™ Toilets with Color-matched Hinges - Closed Square Front with Cover

ROUND	ELONGATED	SEAT / HINGE COLOR
—	C105000	White / White
—	C105001	Bone / Bone

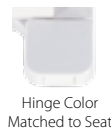


* The manufacturers' names are used only to describe which toilets the seats will fit. The seats are not manufactured by those companies.



EZ Close® Square Front for Eljer®* New Emblem™ Toilets with Color-matched Hinges - Closed Square Front with Cover

ROUND	ELONGATED	SEAT / HINGE COLOR
—	C1050S00	White / White
—	C1050S01	Bone / Bone



* The manufacturers' names are used only to describe which toilets the seats will fit. The seats are not manufactured by those companies.

STANDARD RESIDENTIAL

FEATURES:

- Injection molded durable polypropylene plastic with UV protection
- QuickKlean® adjustable hinges on specified models
- EZ Close® feature on specified models
- Adjustable
- Four molded-in color-matched bumpers
- Color-matched hinges
- Non-skid rubberized pads
- Corrosion resistant mounting hardware

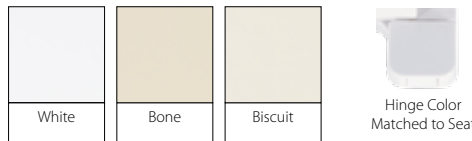
IDEAL FOR:

- **Manufactured Housing**
- **Residential**
- **Apartments**
- **Condos**
- **Schools**
- **Offices**
- **Hotels**
- **Restaurants**
- **Dormitories**
- **Portable Toilets**



With Color-matched Hinges - Closed Front with Cover

ROUND	ELONGATED	SEAT / HINGE COLOR
C803200	C803300	White / White
C803201	C803301	Bone / Bone
—	C803302	Biscuit / Biscuit



EZ Close® with Color-matched QuickKlean® Hinges - Closed Front with Cover

ROUND	ELONGATED	SEAT / HINGE COLOR
C1006S00	C1007S00	White / White
—	C1007S02	Bone / Bone



ADULT/JUVENILE RESIDENTIAL

FEATURES:

- Injection molded durable polypropylene plastic with UV protection
- EZ Close®
- Adjustable
- Four molded-in color-matched bumpers
- Color-matched hinges
- Non-skid rubberized pads
- Corrosion resistant mounting hardware
- Extra thick support ring for increased strength
- Adult/juvenile seat design for children and adults eliminates the need to install and remove training seat
- Juvenile seat held in place with magnet

IDEAL FOR:

- **Manufactured Housing**
- **Residential**
- **Apartments**
- **Condos**
- **Schools**



EZ Close® with Color-matched Hinges - Closed Front with Cover

ROUND	ELONGATED	SEAT / HINGE COLOR
C3B3RJS00	C3B3EJS00	White / White



BUILDER GRADE RESIDENTIAL

FEATURES:

- Injection molded durable polypropylene plastic with UV protection
- Adjustable
- Four molded-in color-matched bumpers
- Color-matched hinges

- Non-skid rubberized pads
- Corrosion resistant mounting hardware
- Truck packs available on specified models
(Box of 10 individually shrink wrapped seats separated by cardboard slats)

IDEAL FOR:

- Manufactured Housing
- Apartments
- Condos
- Offices
- Portable Toilets

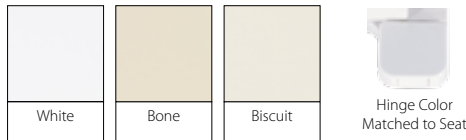


With Color-matched Hinges - Closed Front with Cover

ROUND	ELONGATED	SEAT / HINGE COLOR
C101000	C101100	White / White
C101001	C101101	Bone / Bone
C101002	C101102	Biscuit / Biscuit

Truck Pack

ROUND	ELONGATED	SEAT / HINGE COLOR
C1010TK00	C1011TK00	White / White



UTILITY RESIDENTIAL

FEATURES:

- Injection molded durable polypropylene plastic with UV protection
- Adjustable
- Four molded-in color-matched bumpers

- Color-matched hinges
- Corrosion resistant mounting hardware
- Truck packs available on specified models
(Box of 10 individually shrink wrapped seats separated by cardboard slats)

IDEAL FOR:

- Manufactured Housing
- Apartments
- Condos
- Portable Toilets



With Color-matched Hinges - Closed Front with Cover

ROUND	ELONGATED	SEAT / HINGE COLOR
U100500	U100600	White / White
U100700	U100800	White / White

Truck Pack

ROUND	ELONGATED	SEAT / HINGE COLOR
U1007TK00	U1008TK00	White / White



EXTRA HEAVY DUTY COMMERCIAL

FEATURES:

- Injection molded durable polypropylene plastic with UV protection
- Anti-microbial on specified models
- External color-matched check hinge
- Four molded-in color-matched bumpers
- Extra heavy duty weight and posture curve design
- Ergonomic design
- 304 grade stainless steel hinge post and hardware
- Anti-skid rubberized bushings
- Concealed hinges

IDEAL FOR:

- Service Stations
- Public Restrooms
- Hospitals
- Hotels
- Assisted Living
- Offices
- Correctional Institutions
- Park Facilities
- Schools
- Stadiums
- Airports





With Check Hinge - Open Front less Cover

ROUND	ELONGATED	SEAT / HINGE COLOR
—	C110C00	White / White

Anti-Microbial with Check Hinge - Open Front less Cover

ROUND	ELONGATED	SEAT / HINGE COLOR
—	C110CAM00	White / White



HEAVY DUTY COMMERCIAL

FEATURES:

- Injection molded durable polypropylene plastic with UV protection
- Anti-microbial on specified models
- External color-matched check hinge
- Four molded-in color-matched bumpers
- Heavy duty weight
- 304 grade stainless steel hinge post and hardware
- Anti-skid rubberized bushings
- Concealed hinges
- Self-sustaining feature available on specified models

IDEAL FOR:

- Service Stations
- Public Restrooms
- Hospitals
- Hotels
- Assisted Living
- Offices
- Correctional Institutions
- Park Facilities
- Schools
- Stadiums
- Airports



With Check Hinge - Open Front less Cover



ROUND	ELONGATED	SEAT / HINGE COLOR
—	C108C00	White / White

With Self-Sustaining Check Hinge - Open Front less Cover

ROUND	ELONGATED	SEAT / HINGE COLOR
—	C108SSC00	White / White

Anti-Microbial with Self-Sustaining Check Hinge - Open Front less Cover

ROUND	ELONGATED	SEAT / HINGE COLOR
—	C108SSCAM00	White / White



DELUXE COMMERCIAL

FEATURES:

- Injection molded durable polypropylene plastic with UV protection
- External color-matched check hinge with exception of C106CEZ00
- Four molded-in color-matched bumpers
- 304 grade stainless steel hinge post and hardware
- Anti-skid rubberized bushings
- Concealed hinges
- Self-sustaining
- Fire retardant on specified models
- EZ Close® feature on specified models
- Anti-microbial on specified models

IDEAL FOR:

- Service Stations
- Public Restrooms
- Hospitals
- Hotels
- Assisted Living
- Offices
- Correctional Institutions
- Park Facilities
- Schools
- Stadiums
- Airports



With Check Hinge - Open Front less Cover

ROUND	ELONGATED	SEAT / HINGE COLOR
C105C00	C106C00	White / White
—	C106C90	Black / Black

With Self-Sustaining Check Hinge - Open Front less Cover


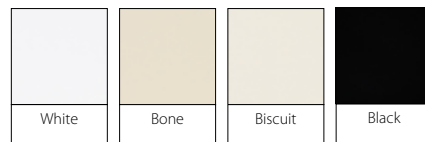
ROUND	ELONGATED	SEAT / HINGE COLOR
C105SSC00	C106SSC00	White / White
—	C106SSC01	Bone / Bone
—	C106SSC02	Biscuit / Biscuit
C105SSC90	C106SSC90	Black / Black

Anti-Microbial with Self-Sustaining Check Hinge - Open Front less Cover

ROUND	ELONGATED	SEAT / HINGE COLOR
—	C106SSCAM00	White / White
—	C106SSCAM90	Black / Black


Anti-Microbial and Fire Retardant with Self-Sustaining Check Hinge - Open Front less Cover

ROUND	ELONGATED	SEAT / HINGE COLOR
—	C106SSCAMFR0	White / White



EZ Close® with Chrome Plated Check Hinge - Open Front less Cover

ROUND	ELONGATED	SEAT / HINGE COLOR
—	C106CEZ00	White / Chrome



STANDARD COMMERCIAL

FEATURES:

- Injection molded durable polypropylene plastic with UV protection
- External color-matched check hinge
- Four molded-in color-matched bumpers
- Anti-skid rubberized bushings
- Concealed hinges


IDEAL FOR:

- Portable Toilets
- Hospitals
- Assisted Living




With Check Hinge, Plastic and Stainless Steel Hardware - Open Front less Cover

ROUND	ELONGATED	SEAT / HINGE COLOR
—	C106CHPM00	White / White



ADA Compliant 2" Lift with Check Hinge - Open Front less Cover

ROUND	ELONGATED	SEAT / HINGE COLOR
—	C106C00ADA	White / White



COMMERCIAL BABY BOWL

FEATURES:

- Injection molded durable polypropylene plastic with UV protection
- External color-matched check hinge
- Four molded-in color-matched bumpers
- 304 grade stainless steel hinge post and hardware
- Anti-skid rubberized bushings
- Concealed hinges
- Self-sustaining
- Anti-microbial


IDEAL FOR:

- Schools
- Public Family Restrooms



Anti-Microbial with Self-Sustaining Check Hinge - Open Front less Cover

ROUND	ELONGATED	SEAT / HINGE COLOR
C100BBSSCAM0	—	White / White



PREMIUM COMMERCIAL/INSTITUTIONAL

FEATURES:

- Injection molded durable polypropylene plastic with UV protection
- EZ Close® feature on specified models
- Adjustable
- Four molded-in color-matched bumpers
- Color-matched hinges
- Corrosion resistant mounting hardware
- Anti-skid rubberized pads
- Fire retardant on specified models
- Stainless steel posts
- Anti-microbial on specified models

IDEAL FOR:

- Public Restrooms
- Hospitals
- Hotels
- Offices
- Schools
- Airports
- Restaurants
- Dormitories



With Color-matched Hinges - Open Front with Cover

ROUND	ELONGATED	SEAT / HINGE COLOR
—	C2200O00	White / White

With Color-matched Hinges and Stainless Steel Hinge Posts - Open Front with Cover


ROUND	ELONGATED	SEAT / HINGE COLOR
—	C2200O00HPSS	White / White

With Color-matched Hinges and Stainless Steel Hinge Posts - Closed Front with Cover

ROUND	ELONGATED	SEAT / HINGE COLOR
C1606HPSS00	C2200HPSS00	White / White
—	C2200HPSS90	Black / Black

Anti-Microbial and Fire Retardant with Color-matched Hinges and Stainless Steel Hinge Posts - Closed Front with Cover

ROUND	ELONGATED	SEAT / HINGE COLOR
—	C2200HPSSAMF	White / White

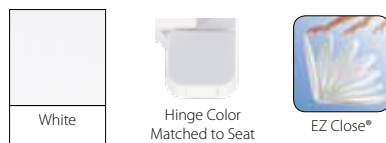


EZ Close® with Color-matched Hinges - Open Front with Cover

ROUND	ELONGATED	SEAT / HINGE COLOR
C1606OS00	C2200OS00	White / White

EZ Close® Anti-Microbial with Color-matched Hinges and Stainless Steel Hinge Posts - Open Front with Cover

ROUND	ELONGATED	SEAT / HINGE COLOR
—	C2200OS00HPSSAM	White / White



PREMIUM HEAVY DUTY COMMERCIAL

FEATURES:

- Injection molded durable polypropylene plastic with UV protection
- EZ Close® feature on specified models
- QuickClean® adjustable hinges on specified models
- Adjustable
- Four molded-in color-matched bumpers
- Color-matched hinges
- Corrosion resistant mounting hardware
- Stainless steel pintels
- Anti-skid rubberized pads
- Stainless steel posts



IDEAL FOR:

- Public Restrooms
- Offices
- Airports
- Apartments
- Condos
- Manufactured Housing
- Portable Toilets
- Residential



With Color-matched Hinges - Closed Front with Cover

ROUND	ELONGATED	SEAT / HINGE COLOR
C801800	—	White / White




EZ Close® with Color-matched QuickClean® Hinges - Closed Front with Cover

ROUND	ELONGATED	SEAT / HINGE COLOR
—	C8019S00	White / White

EZ Close® with Color-matched QuickClean® Hinges - Open Front with Cover

ROUND	ELONGATED	SEAT / HINGE COLOR
—	C8019OS00	White / White



NOTE: Existing standard hinges will change to QuickClean® upon depletion of existing inventory.

LIGHT DUTY COMMERCIAL

FEATURES:

- Injection molded durable polypropylene plastic with UV protection
- Adjustable
- Four molded-in color-matched bumpers
- Color-matched hinges
- Corrosion resistant mounting hardware
- Extra large pintels
- Anti-skid rubberized pads


IDEAL FOR:

- Public Restrooms
- Portable Toilets
- Hotels
- Offices
- Schools
- Airports
- Restaurants
- Dormitories




With Color-matched Hinges - Open Front with Cover

ROUND	ELONGATED	SEAT / HINGE COLOR
C8032000	C8033000	White / White



Premium Plastic with Color-matched Hinges - Open Front with Cover

ROUND	ELONGATED	SEAT / HINGE COLOR
—	C102C00	White / White



SPECIALTY PLASTIC

FEATURES:

- ADA compliant with 2" lift
- Fits round or elongated bowls
- Durable plastic construction
- Designed for use in hospitals or public restrooms

IDEAL FOR:

- Hospitals
- Assisted Living
- Airports



Big John - Closed Front with Cover


ROUND	ELONGATED	SEAT / HINGE COLOR
24456461W	24456461W	White / Stainless Steel
24456462CR	24456462CR	Biscuit / Stainless Steel

Big John - Open Front with Cover

ROUND	ELONGATED	SEAT / HINGE COLOR
24452633W	24452633W	White / Stainless Steel

Big John - Closed Front less Cover

ROUND	ELONGATED	SEAT / HINGE COLOR
24452634W	24452634W	White / Stainless Steel



Big John Wall Hung Support - 1000 pounds

ROUND	ELONGATED	COLOR
612011919	612011919	White with Gray Trim

SOFT SEATS

Our soft seats are attractive, durable, and most important, comfortable. Choose from round and elongated models, both of which come in eight different colors and feature an adjustable hinge. Ideal for virtually any use, particularly residential and hospitality applications.

AVAILABLE FEATURES



QuickClean®

AVAILABLE HINGE OPTIONS



QuickClean®
Plastic



Decorative
Metal



STANDARD AND DELUXE

FEATURES:

- Standard is constructed using high density vinyl
- Deluxe is constructed using heavy duty embossed vinyl
- UV paint color protection
- QuickClean® adjustable hinges on specified models
- Color-matched hinges
- Four color-matched bumpers
- Adjustable
- Non-skid rubberized pads
- Corrosion resistant mounting hardware

IDEAL FOR:

- Manufactured Housing
- Apartments
- Condos
- Residential



Standard with Plastic Insert and QuickClean® Hinge - Closed Front with Cover

ROUND	ELONGATED	SEAT / HINGE COLOR
C5C5R100	—	White / White

Deluxe Anti-Microbial with Solid Wood Core and QuickClean® Hinge - Closed Front with Cover

ROUND	ELONGATED	SEAT / HINGE COLOR
C3B5R200	C3B5E200	White / White
C3B5R201	C3B5E201	Bone / Bone
C3B5R290	—	Black / Black
C3B5R221	—	Pink / Pink
C3B5R242	—	Blue / Blue
C3B5R260	—	Forest Green / Forest Green
C3B5R270	—	Claret / Claret
C3B5R200	C3B5E200	White / White

Deluxe Anti-Microbial with Solid Wood Core and Decorative Metal Hinge - Closed Front with Cover

ROUND	ELONGATED	SEAT / HINGE COLOR
C3B5R200CH	C3B5E200CH	White / Chrome

White	Bone	Black	Pink	Blue	Forest Green	Claret	Hinge Color Matched to Seat	Chrome Hinge

NOTE: Existing standard hinges will change to QuickClean® upon depletion of existing inventory.

ACRYLIC SEATS

Our proprietary acrylic seats are durable, decorative, and unique. Unavailable through other manufacturers, these colorful conversation pieces are a category unto themselves—and they're as functional as they are ornamental. Plus, their aquarium and seahorse motifs accommodate any decor.

AVAILABLE HINGE OPTIONS



Decorative Metal



DESIGNER

FEATURES:

- Clear acrylic
- Life-like embedded objects
- Corrosion resistant mounting hardware
- Four clear bumpers

IDEAL FOR:

- Manufactured Housing
- Apartments
- Condos
- Residential



Aquarium with Decorative Metal Hinges - Closed Front with Cover

ROUND	ELONGATED	SEAT / HINGE COLOR
C2B6R9AQCH	—	Aquarium / Chrome



Chrome



Seahorse with Decorative Metal Hinges - Closed Front with Cover

ROUND	ELONGATED	SEAT / HINGE COLOR
C2B6R9SHCH	—	Seahorse / Chrome



Chrome

REPLACEMENT HARDWARE

Hinge Post Hardware



PART NO.	DESCRIPTION	MATERIAL
C200HPSS	For all top mounts except C001WD, C002WD, C1005	Stainless Steel
C200HEX	Hinge post hardware for all top mounts except C001WD, C002WD, C1005	White Plastic



Hinge Packs

PART NO.	DESCRIPTION	MATERIAL
C306CHPSS00	Hinge pack for check hinge toilet seat (white only)	304 Stainless
C406SCHPSS00	Hinge pack for self-sustaining check hinge toilet seat (white only)	304 Stainless

JONES STEPHENS CORP. & COMFORT™ SEATS FREIGHT ALLOWANCE:

ORDER QTY/SIZE	FREIGHT TERMS
\$1,300.00 Net Order	FULL FREIGHT ALLOWED
30 Cases Net Order of Solvent Cement	FULL FREIGHT ALLOWED

PAYMENT TERMS: 30 DAYS

Any past due amount is subject to a finance charge on the past due total in accordance with the Truth-in-Lending Act. Jones Stephens Corp. retains the right to modify terms based on failure to pay within specified terms.

LIMITED WARRANTY:

All Jones Stephens Corp. merchandise is guaranteed against defects in workmanship or material for a period of one (1) year from the date of purchase. Jones Stephens Corp. retains the right to determine if merchandise returned is defective, and its judgment shall be final in such matters. Jones Stephens Corp.'s guarantee shall be limited to replacement or credit, at the discretion of Jones Stephens Corp., not to exceed the original purchase price, and shall not include any installation or labor charges of any kind, except where mandated by law. For Comfort™ Seats— this guarantee does not apply to any compression molded wood, solid wood, decorator, or economy residential plastic toilet seats used in non-residential installations, including hotels and motels. This guarantee does not apply to any seats which are modified in any way or used on any installation or unit other than a conventional water closet. We assume no liability for seats modified or installed on anything but conventional water closets.

SALES POLICY:

It is Jones Stephens Corp.'s policy to sell to the wholesale level only. Possession of any company catalog does not constitute an offer to sell. Jones Stephens Corp.'s prices are subject to change without notice. All orders will be shipped and invoiced at the prevailing price at the time of shipment. Jones Stephens Corp. reserves the right to adjust orders to standard package quantities unless otherwise stated on purchase order. There is no minimum charge.

CUSTOMER PICKUP ORDERS:

Customers must allow a minimum of two hours from order placement before picking up the order. All "Will-Call" orders will be billed same day.

RETURNED GOODS:

No material will be accepted for return without prior authorization. Authorization to return goods (RGA) will only be provided for goods purchased from Jones Stephens Corp. within 12 months. A valid purchase order issued within the last 12 months will be required as proof of purchase prior to authorization.

A handling charge of 20% of original invoice price will apply to all returns unless otherwise noted. Material must be shipped prepaid freight within thirty (30) days following receipt of the RGA number. Only material originally sold by Jones Stephens Corp. and/or Comfort™ Seats that is in clean and resalable condition, including original packaging, shall be considered for return. Special orders and non-stock items are non-returnable.

SPECIAL ORDER MATERIALS:

Orders for special non-stock items are non-cancelable and non-returnable.

CLAIMS/DAMAGES:

It is the customer's responsibility to inspect incoming shipments for damage before signing receipt of materials. Claims for shortages and/or errors should be reported to Jones Stephens Corp. within the indicated timeframes below.

Truck Deliveries/Common Carriers: Claims of errors, damages and/or shortages must be made within five (5) business days after receipt of materials. Any claims outside of five (5) days cannot be processed.

UPS/FedEx shipments: Claims for errors and/or shortages must be made within five (5) business days after receipt of materials. Claims must be supported by a signed copy of the carrier's delivery receipt. All claims for damages or losses should be made directly to the carrier. Any UPS/FedEx shipment claims outside of five (5) days of arrival cannot be processed.

PLEASE NOTE:

Manufacturers' names mentioned in any company catalog indicate brands compatible with JS products. This does not mean the replacement part is manufactured by the brand name mentioned. The original equipment manufacturer has no responsibility for the quality or suitability of the repair parts sold by Jones Stephens Corp. Pictures in this catalog are intended as a general description only and, unless specified, do not represent any particular brand.

You Need It. We Got It.



We Got It-

comfort seats
a Jones Stephens Brand

Jones Stephens brings twenty years of expertise to the design, manufacture, and quality of its products. Its sales team offers a deep understanding of the local business climate as well as its products; its regional sales managers spend their time visiting customers, testing new products, and analyzing industry trends. Equally important, its customer service team dedicates itself to managing your account, so you can concentrate on your customers instead of your supplier.

Comfort Seats is a Jones Stephens brand. As part of Hardware Holdings, Jones Stephens leverages Handy Hardware and HBC Home & Hardware to bring you more than 35,000 plumbing items, along with contractor and MRO specialty products such as gloves, trash bags, extension cords, locksets, and more.

Check out
www.jonesstephens.com

- 🔍 Search by category or part number
- 🔍 Use our filters to find the seat you need
- 🔍 Spec sheets available

Now shipping from 3 distribution centers!



Jones Stephens South
Moody, AL



Jones Stephens North
Pottsville, PA



Jones Stephens West
Valencia, CA

South 3249 Moody Parkway • Moody, AL 35004 | North 50 Keystone Blvd. East • Pottsville, PA 17901 | West 28624 Witherspoon Parkway • Valencia, CA 91355

Contact Us: Phone 800-355-6637 | Fax 800-462-6991 | Web www.jonesstephens.com